

You can rely on **POTTERTON**



Combi boiler

Potterton Gold Combi HE

POTTERTON

Potterton Gold Combi HE A



A compact model with flexible siting options, the Potterton Gold Combi HE A also lives up to Potterton's trademark reliability.

With a two year warranty and a host of useful features, this is one boiler that's worth its weight in gold.

Key features and benefits

- 24kW, 28kW and 33kW wall-mounted models
- A 2 year parts and labour product warranty
- Features the very latest stainless steel heat exchanger technology
- Integral frost protection
- Intelligent control system that automatically adjusts the heat output to match demand
- Compact size for ease of installation
- Filling loop included
- Fitted with an integral clock
- 24kW voted a 'Best Buy' in Which? Magazine report (September 2006 & 2007) for efficiency, ease of use and durability
- Suitable for use with the Multifit GasSaver - which can give annual DHW gas savings of upto 37%

Don't forget to register your boiler so we can activate the 2 year warranty.




Fully modulating



Fitted clock



2 year warranty



Ultra-low NO_x emissions. Class 5 (the best)

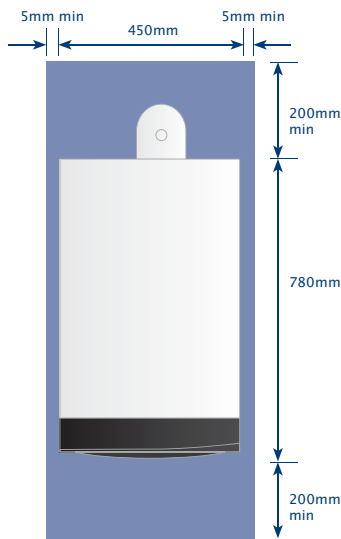


Can be situated in an unventilated cupboard

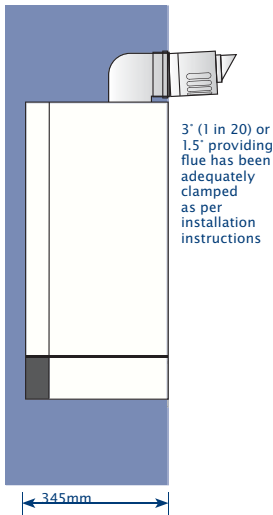


SEDBUK Band A

Technical Information - 24, 28 & 33 HE A



NB. Flue is offset to the right.



Gold Combi HE A	Units	24kW	28kW	33kW
Sales Code (Boiler only)		5115896	5116207	5116209
Sales Code (Std Flue)		5118489	5118489	5118489
Sales Code (Boiler with flue)		5115897	5116208	5116210
Controls				
Concealed User Controls		Yes	Yes	Yes
Operating mode selector switch with reset		Yes	Yes	Yes
User adjustable DHW temperature		Yes	Yes	Yes
User adjustable CH temperature		Yes	Yes	Yes
LCD Operating Status Display		Yes	Yes	Yes
LED Operating Status Display		Yes	Yes	Yes
Integral 24hr Electro-Mechanical Timer		Yes	Yes	Yes
Integral 7 day Electronic Timer		Optional	Optional	Optional
Single Channel Wireless Programmable Room Thermostat		Optional	Optional	Optional
Gas				
Gas (Natural Gas/LPG)		NG	NG	NG
Inlet Supply Pressure	mbar	20	20	20
Maximum Gas Rate	m ³ /hr	2.61	3.06	3.59
Central Heating Input (max)	kW	22.7	27.4	32.1
Central Heating Output - Condensing (max)	kW	21	25.9	30.3
Central Heating Output - Non condensing (max)	kW	20	24	28
Domestic Hot Water Input (max)	kW	27.4	32.1	37.7
Seasonal Efficiency	%	91.1	91.1	91.1
SEDBUK Rating	Band	A	A	A
NOx Class		5	5	5
NOx Levels	mg/kWhr	22.3	26	21.8
EcoHomes	Credits	3	3	3
Electrical				
Electrical Supply	Volts/Hz	230/50	230/50	230/50
Permanent Live Required		Yes	Yes	Yes
Power Consumption	watts	155	155	160
External Fuse Rating	amps	3	3	3
Integral 'Boiler Only' Frost Thermostat		Yes	Yes	Yes
Mechanical				
Wall Mounting Jig		Yes	Yes	Yes
Isolating valves		Yes	Yes	Yes
Gas Supply Connection	mm	22	22	22
Central Heating Connections	mm	22	22	22
Domestic Hot Water Connections	mm	15	15	15
Condensate Drain Connection	mm	21.5	21.5	21.5
Safety Discharge Connection	mm	15	15	15
Filling Loop Kit		Yes	Yes	Yes
Hydraulic				
Domestic Hot Water Output (Raised 35°C) (max)	l/min	9.8	11.5	13.5
Domestic Hot Water Operating Flow Rate (min)	l/min	2	2	2
Domestic Hot Water Operating Pressure (min)	bar	0.15	0.15	0.15
Domestic Hot Water System Pressure (max)	bar	8	8	10
Safety Discharge Discharge Pressure	bar	3	3	3
Integral Automatic Bypass		Yes	Yes	Yes
Integral Expansion Vessel Capacity	litres	8	8	10
CH System Capacity (max)	litres	125	125	155
Compartment Ventilation Required		No	No	No
24hr Pump Exercise		Yes	Yes	Yes
Pump Overrun		Yes	Yes	Yes
Concentric Flue Systems				
Concentric Flue Diameters	mm	60/100 and 80/125		
Concentric Flue Length	mm	685	685	685
Max. Equivalent Vertical Length (Ø 60/100)	m	10	10	10
Max. Equivalent Vertical Length (Ø 80/125)	m	20	20	20
Max. Equivalent Horizontal Length (Ø 60/100)	m	10	10	10
Max. Equivalent Horizontal Length (Ø 80/125)	m	20	20	20
Twin Flue System				
Twin Pipe Flue Diameter	mm	80/80	80/80	80/80
Max. Equivalent Vertical Length	m	15	15	15
Max. Equivalent Horizontal Length	m	15	15	15
Plume Displacement Kit				
Max. Equivalent Vertical Length	m	13	13	8
Weights				
Gross Packaged Boiler Weight	kg	48.6	48.6	51
Packaged Boiler Dimensions (LxWxD)	mm	964 x 540 x 403		

Flue Options

The standard flue is suitable only for horizontal termination applications. Maximum permissible equivalent flue lengths are:

Horizontal Concentric	10/20* metres
Vertical Concentric	10/20* metres
Horizontal/Vertical Twin Pipe	15 metres

*Depending on flue system used.

Any additional 'in line' bends in the flue system must be taken into consideration.

Their equivalent lengths are:

Concentric Pipes:	135° bend	0.5 metres
	93° bend	1.0 metres
Twin Flue Pipe:	135° bend	0.25 metres
	90° bend	0.50 metres

The elbow is now supplied with the flue system (not the appliance) and is not included in any equivalent length calculations. The Multifit flue illustrations show examples of permissible flue lengths. Instructions for guidance and fitting are included in each kit, where appropriate.

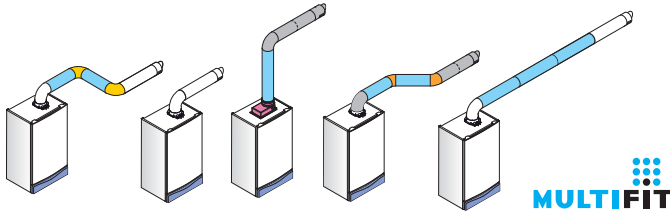


The Potterton Gold Combi HE A can be fitted with the following flue systems:

Horizontal Concentric	Flue System A
	Flue System G
Vertical Concentric	Flue System A
	Flue System G
Twin Pipe	Flue System N
Plume Displacement Kit	Flue System K

Horizontal Concentric Flues 60/100mm - Flue System A

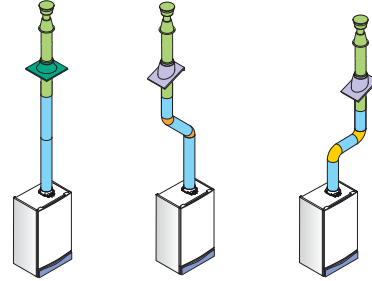
Item Description (MULTIFIT) Flue System A	Specification	KEY & OD Dimensions	Multifit Sales Code
Standard Horizontal Flue inc Elbow	685mm	60/100mm	5118489
Standard Horizontal Telescopic Flue inc Elbow	315-500mm	60/100mm	5118069
Telescopic Internal Flue Kit		100mm	5119654
Flue Extension	1000mm	100mm	5111074
Flue Bend (Pair)	135 degree	100mm	5111085
Flue Bend	135 degree	100mm	5111076
Flue Bend	93 degree	100mm	5111075
Flue Wall Liner		100mm	5111067
Flue Terminal Deflector		60mm	5111068
Pipe Support	Painted white	100mm	5111080



MULTIFIT

Vertical Concentric Flues 60/100mm - Flue System A

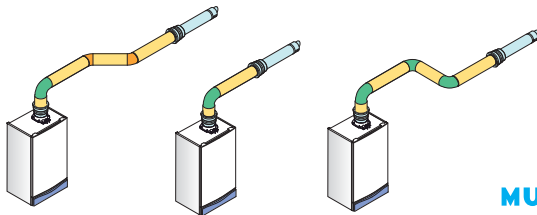
Item Description (MULTIFIT) Flue System A	Specification	Key & OD Dimensions	Multifit Sales Code
Vertical Flue Terminal		100mm	5118576
Roof Cover Plate		125mm	246143
Flue Extension	1000mm	100mm	5111074
Flue Bend	93 degree	100mm	5111075
Flue Bend (Pair)	135 degree	100mm	5111085
Flue Bend	135 degree	100mm	5111076
Pipe Support	Painted white		5111080
Pitched Roof Flashing	25 / 50 degree	125mm	5122151
Flat Roof Flashing		125mm	246144



MULTIFIT

Horizontal Concentric Flues 80/125mm - Flue System G

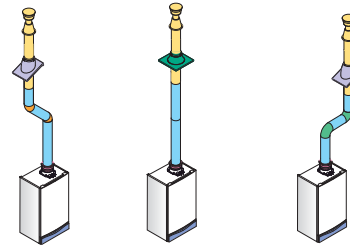
Item Description (MULTIFIT) Flue System G	Specification	Key & OD Dimensions	Multifit Sales Code
Horizontal Flue incl boiler & terminal adaptors		125mm	5118580
Flue Extension	1000mm	125mm	5118584
Flue Bend	91.5 degree	125mm	5118588
Flue Bend (pair)	135 degree	125mm	5118597
Pipe Support	For use with 125mm Flue Pipes	125mm	5118610



MULTIFIT

Vertical Concentric Flues 80/125mm - Flue System G

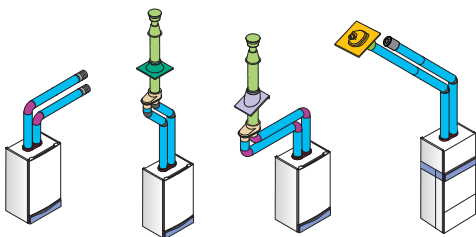
Item Description (MULTIFIT) Flue System G	Specification	Key & OD Dimensions	Multifit Sales Code
Vertical Flue Terminal		125mm	5111078
Flue Extension	1000mm	125mm	5118584
Flue Bend	91.5 degree	125mm	5118588
Flue Bend (Pair)	135 degree	125mm	5118597
Roof Cover Plate		125mm	246143
Flue Vertical Adaptor		100/125mm	5111070
Pitched Roof Flashing	25 / 50 degree	125mm	5122151
Flat Roof Flashing		125mm	246144
Pipe Support	For use with 125mm Flue Pipes	125mm	5118610



MULTIFIT

Twin Pipe Flues 80/80mm - Flue System N

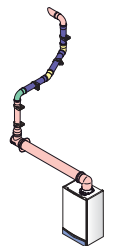
Item Description (MULTIFIT) Flue System N	Specification	Key & OD Dimensions	Multifit Sales Code
Vertical Flue Terminal		125mm	5111078
Twin Pipe Extension (Pair inc Brackets)	1000mm	80mm	5111087
Twin Pipe Flue Bend (Pair)	90 degree	80mm	5111072
Twin Pipe Flue Bend (2 Pair)	135 degree	80mm	5111086
Roof Cover Plate		125mm	246143
Twin Pipe Flue Horizontal Terminal Kit (Pair)		80mm	5120172
Twin Pipe Support (Pair)	Painted White	80mm	5111081
Twin to Concentric Adaptor 80/80 - 80/125		80/125mm	5111084
Pitched Roof Flashing	25 / 50 degree	125mm	5122151
Flat Roof Flashing		125mm	246144
Twin Pipe Flue Adaptor (Boiler)		80mm	720089801



MULTIFIT

Plume Displacement 60/100mm Concentric to 60mm PDK - Flue System K

Item Description (MULTIFIT) Flue System K	Specification	Key & OD Dimensions	Multifit Sales Code
Plume Displacement Kit inc Elbow & clips		100mm	5118638
Plume Displacement Kit Extension inc clip	1000mm	60mm	5121368
Plume Displacement Kit Bend	93 degree	60mm	5121369
Plume Displacement Kit Bend (Pair)	135 degree	60mm	5121370



Optional Accessories

Item Description (MULTIFIT)	Specification	Key & OD Dimensions	Multifit Sales Code
Stand Off Kit	Combi and System Boilers only	40mm	5117035
Integral 24 hr Electro-mechanical Timer	Combi Boilers only	Image 1	247206
Integral 7 Day Electronic Timer	Combi Boilers only	Image 2	247207
Wireless Electro Mechanical Timer Room Thermostat	Combi Boilers only	Image 3	5117392
Wireless Digital Timer Room Thermostat		Image 4	
GasSaver	Gold only	Image 5	720056901
Expansion Valve Kit	GasSaver only		720055901
Stand Off kit	GasSaver only		720079701



Contacts:

General Enquiries Tel: 0844 8711 560
 For further information visit: www.pottertongold.co.uk
 Please note - calls to the contact centre may be recorded or monitored.

You can rely on **POTTERTON**